

Custom Designed Cast Bronze

Bas-Relief Bronze and Aluminum Plaques

The Bas-Relief Process is a sculptured image which stands out from the surface of the plaque. It is the finest quality obtainable in a bronze plaque product.

These plaques are suitable for both interior and exterior use. Due to the complexity of bronze and all of the options available, custom quoting is required.

Flat Relief Bronze or Aluminum Plaques

The Flat Relief process produces raised, flat-surface images. Pictures, borders and text are all elegantly raised from the surface of your aluminum or bronze plaque, then finished for a high-definition, polished look and feel.

The Flat Relief process is an economical alternative to Bas-Relief and produces an impressive image. Please submit a copy of your black and white artwork when requesting a quote.

Type Styles for Bronze and Aluminum Tablets

HELvetica
 ABCDEFGHIJKLMNOPQRSTUVWXYZ
 abcdefghijklmnopqrstuvwxyz1234567890&

HELvetica MEDIUM
 ABCDEFGHIJKLMNOPQRSTUVWXYZ
 abcdefghijklmnopqrstuvwxyz1234567890&

CLARENDON
 ABCDEFGHIJKLMNOPQRSTUVWXYZ
 abcdefghijklmnopqrstuvwxyz1234567890&

CLARENDON BOLD
 ABCDEFGHIJKLMNOPQRSTUVWXYZ
 abcdefghijklmnopqrstuvwxyz1234567890&

OPTIMA
 ABCDEFGHIJKLMNOPQRSTUVWXYZ
 abcdefghijklmnopqrstuvwxyz1234567890&

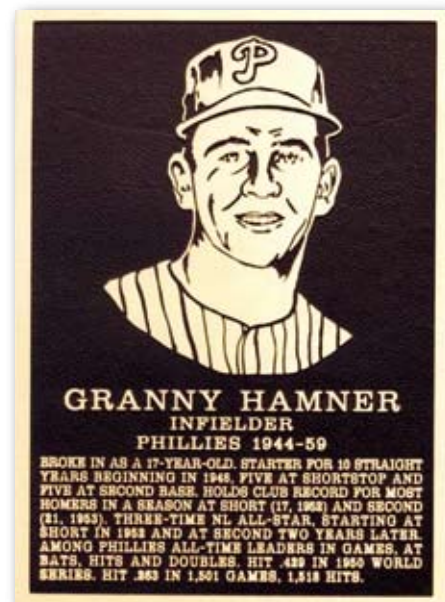
NEWS GOTHIC CONDENSED
 ABCDEFGHIJKLMNOPQRSTUVWXYZ
 abcdefghijklmnopqrstuvwxyz1234567890&

NEWS GOTHIC BOLD
 ABCDEFGHIJKLMNOPQRSTUVWXYZ
 abcdefghijklmnopqrstuvwxyz1234567890&


TIMES ROMAN
 ABCDEFGHIJKLMNOPQRSTUVWXYZ
 abcdefghijklmnopqrstuvwxyz1234567890&



Custom Bas-Relief. Two type styles. Single Line Beveled border with Rosettes.



12 x 16 cast bronze with Flat Relief portrait. Pebbled background. Call for pricing.



Custom Bas-Relief, 15" w x 18" h, Roman type. Single Line Beveled border with Rosettes.




Custom Flat Relief, 36" w x 20" h. Double Line border and picture cast together in flat relief process.



10" x 15" with sculptured background. Natural sandblasted painted gold. Call for a quote.

We still offer Stations of the Cross!



Add-a-Name Bronze Tablet, Single Line Beveled Border (SLBB), Optional Rosettes, Logos and Emblems.

ORDERING CHECK LIST:



1. Page No.
2. Series No.
3. Key
4. Size
5. Texture on Surface (R23)
6. Border Style
7. Type Style
8. Wording
9. Emblem: Artwork
10. Type of Surface Mounting (R23)